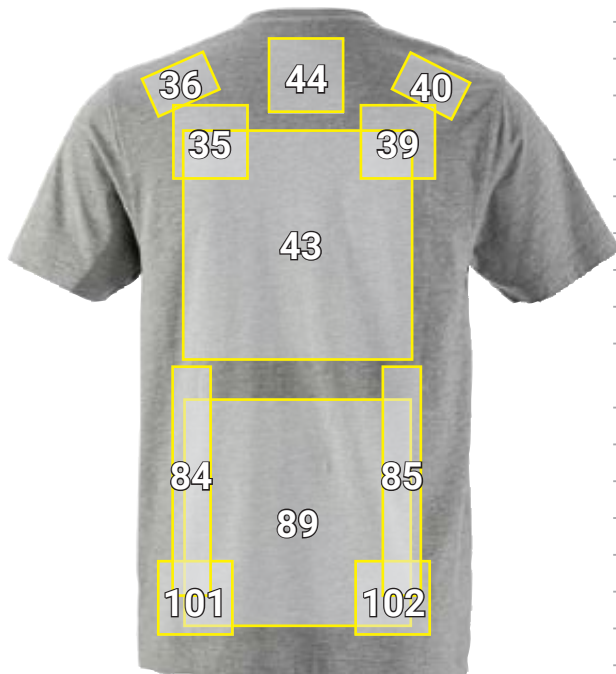
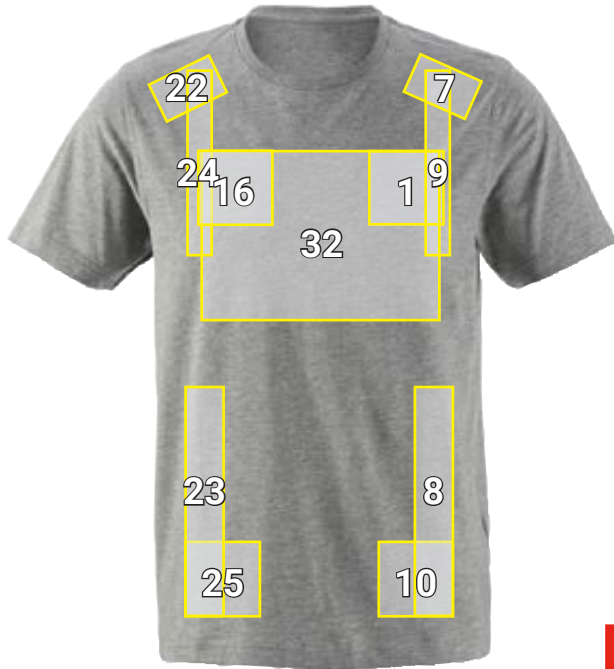



# T-SHIRT E.S.INDUSTRY\*



No.	Placement	Standard dimensions (width x height in cm)			
		Direct embroidery	Embroidered emblem	Transfer print	Screen print
1	Left chest side	10 x 8	10 x 10	10 x 10	10 x 10
7	Front left shoulder seam	8 x 5	8 x 5	8 x 5	—
8	On the left side	3 x 22	—	5 x 30	5 x 30
9	Left chest side from the shoulder seam	3 x 22	—	5 x 30	—
10	Above the seam/hem left	10 x 8	10 x 10	10 x 10	10 x 10
11	Left upper arm	10 x 4,5	10 x 5	10 x 10	10 x 10
16	Right chest side	10 x 8	10 x 10	10 x 10	10 x 10
22	Front right shoulder seam	8 x 5	8 x 5	8 x 5	—
23	On the right side	3 x 22	—	5 x 30	5 x 30
24	Right chest side from the shoulder seam	3 x 22	—	5 x 30	—
25	Above the seam/hem right	10 x 8	10 x 10	10 x 10	10 x 10
26	Right upper arm	10 x 4,5	10 x 5	10 x 10	10 x 10
32	Chest, middle	—	—	30 x 30	30 x 30
35	Left shoulder blade	10 x 4,5	10 x 10	10 x 10	10 x 10
36	Back left shoulder seam	8 x 5	10 x 5	10 x 5	—
39	Right shoulder blade	10 x 4,5	10 x 10	10 x 10	10 x 10
40	Back right shoulder seam	8 x 5	10 x 5	10 x 5	—
43	Middle of the back	25 x 10	30 x 15	30 x 30	30 x 30
44	Middle of the neck	10 x 4,5	10 x 10	10 x 10	10 x 5
84	Back side left	3 x 22	—	5 x 30	5 x 30
85	Back side right	3 x 22	—	5 x 30	5 x 30
89	Lower back area	25 x 10	—	25 x 25	30 x 30
101	Rear side left above seam / hem	10 x 8	10 x 10	10 x 10	10 x 10
102	Rear side right above seam / hem	10 x 8	10 x 10	10 x 10	10 x 10



We recommend our special industrial transfer emblems for industrial laundry. We will be happy to advise you on the telephone.

\*Colour example/personalisation on all item colours is possible!  
The illustration demonstrates an example.